

PINE NUTS PROCESSOR

Assessment Package

National Vocational
Certificate Level 3

Version 1 - February 2020

Published by

National Vocational and Technical Training Commission
Government of Pakistan

Headquarter

Plot 38, Kirthar Road, Sector H-9/4, Islamabad, Pakistan
www.navttc.org

Responsible

Director General Skills Standard and Curricula, National Vocational and Technical Training Commission
National Deputy Head, TVET Sector Support Programme, Deutsche Gesellschaft für Internationale Zusammenarbeit (GIZ) GmbH

Layout & design

SAP Communications

Photo Credits

TVET Sector Support Programme

URL links

Responsibility for the content of external websites linked in this publication always lies with their respective publishers. TVET Sector Support Programme expressly dissociates itself from such content.

This document has been produced with the technical assistance of the TVET Sector Support Programme, which is funded by the European Union, the Federal Republic of Germany and the Royal Norwegian Embassy and has been commissioned by the German Federal Ministry for Economic Cooperation and Development (BMZ). The Deutsche Gesellschaft für Internationale Zusammenarbeit (GIZ) GmbH in close collaboration with the National Vocational and Technical Training Commission (NAVTTTC) as well as provincial Technical Education and Vocational Training Authorities (TEVTAs), Punjab Vocational Training Council (PVTC), Qualification Awarding Bodies (QABs) and private sector organizations.

Document Version

February, 2020

Islamabad, Pakistan



PINE NUTS PROCESSOR

Assessment Package

National Vocational
Certificate Level 3

Version 1 - February 2020

Instructions for Candidate (to be given by the Assessor before Assessment)

Title of Qualification: National Vocational Certificate level 3, In Pine Nuts Processor	CS Code:	Level: 3	Version: 2 (2020)
Competency Standard Title: Extract Pine Nuts from Cones	Assessment Date (DD/MM/YY):		

Candidate Details	Name..... Registration/Roll Number.....																												
Guidance for Candidate	<p>To meet this standard, you are required to complete the following tasks within 40 min timeframe:</p> <ol style="list-style-type: none"> 1. Prepare surface for placement of Pine nut cones 2. Dry Pine nut cones for extraction 3. Separate Pine nuts from cones 4. Reduce excessive moisture from Pine nuts 5. Remove Foreign Materials from Pine nuts (Impurities) 6. Place Pine nuts in Boxes. <p>And complete:</p> <ol style="list-style-type: none"> 1. Knowledge assessment test (Written or Oral) 2. Portfolios at the time of assessment (if any) 																												
Minimum Evidence Required	<p>During a practical assessment, under observation by an assessor, you will complete:</p> <ul style="list-style-type: none"> •Prepare surface for placement of Pine nut cones. <table> <tr> <td>Performance Criteria 1.</td> <td>Identify the appropriate place for drying.</td> </tr> <tr> <td>Performance Criteria 2.</td> <td>Smooth the surface with mud plaster (Lippai).</td> </tr> <tr> <td>Performance Criteria 3.</td> <td>Ensure dryness/Dry the surface for placement of cones</td> </tr> </table> •Dry Pine nut cones for extraction <table> <tr> <td>Performance Criteria 1.</td> <td>Select required tools/equipment for drying the nuts.</td> </tr> <tr> <td>Performance Criteria 2.</td> <td>Adopt proper heating/Drying method.</td> </tr> <tr> <td>Performance Criteria 3.</td> <td>Heat the Pine cones for extraction of Pine nuts as per SOP.</td> </tr> <tr> <td>Performance Criteria 4.</td> <td>Ensure the Pine Nut cones are dried.</td> </tr> </table> •Separate Pine nuts from cones <table> <tr> <td>Performance Criteria 1.</td> <td>Extract Pine nuts from opened cones.</td> </tr> <tr> <td>Performance Criteria 2.</td> <td>Spread semi opened cones at perforated surface.</td> </tr> <tr> <td>Performance Criteria 3.</td> <td>Beat cones with wooden stick to extract the Pine nuts.</td> </tr> <tr> <td>Performance Criteria 4.</td> <td>Extract rest of the Pine nuts with the help of wooden pointer / wooden hammer from semi opened cones, one by one correctly</td> </tr> </table> •Reduce excessive moisture from Pine nuts <table> <tr> <td>Performance Criteria 1.</td> <td>Spread Pine nuts in open air in thin layers to reduce excessive moisture.</td> </tr> <tr> <td>Performance Criteria 2.</td> <td>Shuffle the Pine nuts on regular intervals for uniformity.</td> </tr> <tr> <td>Performance Criteria 3.</td> <td>Ensure the dryness of Pine nuts.</td> </tr> </table> 	Performance Criteria 1.	Identify the appropriate place for drying.	Performance Criteria 2.	Smooth the surface with mud plaster (Lippai).	Performance Criteria 3.	Ensure dryness/Dry the surface for placement of cones	Performance Criteria 1.	Select required tools/equipment for drying the nuts.	Performance Criteria 2.	Adopt proper heating/Drying method.	Performance Criteria 3.	Heat the Pine cones for extraction of Pine nuts as per SOP.	Performance Criteria 4.	Ensure the Pine Nut cones are dried.	Performance Criteria 1.	Extract Pine nuts from opened cones.	Performance Criteria 2.	Spread semi opened cones at perforated surface.	Performance Criteria 3.	Beat cones with wooden stick to extract the Pine nuts.	Performance Criteria 4.	Extract rest of the Pine nuts with the help of wooden pointer / wooden hammer from semi opened cones, one by one correctly	Performance Criteria 1.	Spread Pine nuts in open air in thin layers to reduce excessive moisture.	Performance Criteria 2.	Shuffle the Pine nuts on regular intervals for uniformity.	Performance Criteria 3.	Ensure the dryness of Pine nuts.
Performance Criteria 1.	Identify the appropriate place for drying.																												
Performance Criteria 2.	Smooth the surface with mud plaster (Lippai).																												
Performance Criteria 3.	Ensure dryness/Dry the surface for placement of cones																												
Performance Criteria 1.	Select required tools/equipment for drying the nuts.																												
Performance Criteria 2.	Adopt proper heating/Drying method.																												
Performance Criteria 3.	Heat the Pine cones for extraction of Pine nuts as per SOP.																												
Performance Criteria 4.	Ensure the Pine Nut cones are dried.																												
Performance Criteria 1.	Extract Pine nuts from opened cones.																												
Performance Criteria 2.	Spread semi opened cones at perforated surface.																												
Performance Criteria 3.	Beat cones with wooden stick to extract the Pine nuts.																												
Performance Criteria 4.	Extract rest of the Pine nuts with the help of wooden pointer / wooden hammer from semi opened cones, one by one correctly																												
Performance Criteria 1.	Spread Pine nuts in open air in thin layers to reduce excessive moisture.																												
Performance Criteria 2.	Shuffle the Pine nuts on regular intervals for uniformity.																												
Performance Criteria 3.	Ensure the dryness of Pine nuts.																												

•Remove Foreign Material from Pine nuts (Impurities)

- Performance Criteria 1. Remove foreign material from Pine nuts with fan / blower (air treatment).
- Performance Criteria 2. Remove foreign material from Pine nuts with the help of sieves.
- Performance Criteria 3. Remove foreign material from Pine nuts manually.
- Performance Criteria 4. Grade the Pine nuts according to their size and color

•Place the Pine nuts in Boxes

- Performance Criteria 1. Identify the different grades of the Pine Nuts
- Performance Criteria 2. Use appropriate boxes placing the Pine nuts.
- Performance Criteria 3. Ensure the filled boxes are place at safe place.
- Performance Criteria 4. Shift the Pine nuts for roasting.

Portfolios required at the time of assessment (if any)

- **Prepare surface for placement of Pine nut cones**
- **Perform Dryness of Pine nut cones for extraction**
- **Separate Pine nuts from cones**
- **Reduce excessive moisture from Pine nuts**
- **Remove Foreign Materials (Impurities)**
- **Place the Pine nuts in Boxes**

Portfolios required at the time of assessment (if any) for

Performance criteria for the evaluation of portfolio:
Submit log book or activity record (practical journal, project, pictures etc.)
completed during the training.

Assessors Judgment Guide (to be completed by the Assessor and signed both by the assessor and the candidate after the assessment)

00000000 Extract Pine Nuts from Cones

Candidate Details	Name: Registration/Roll Number: Candidate Signature:
Assessment Outcome	COMPETENT <input type="checkbox"/> NOT YET COMPETENT <input type="checkbox"/> Name of the Assessor:..... Assessor's code:..... Signature of the Assessor:.....

Assessment Summary (to be filled by the assessor)							
Activity	Method					Result	
Nature of Activity	Written	Oral	Observation	Portfolio	Role Play	Competent	Not Yet Competent
Practical Skill Demonstration							
Knowledge Assessment							
Other Requirement							

Assessment Task 1	Prepare surface for placement of Pine nut cones.			
During the practical assessment, candidate demonstrated the following:		Yes	No	Remarks
1.	Performance Criteria 1. Identified the appropriate place for drying.			
2.	Performance Criteria 2. Smoothed the surface with mud plaster (Lippai).			
3.	Performance Criteria 3. Ensured dryness/Dry the surface for placement of cones			
Competent <input type="checkbox"/>		Not Yet Competent <input type="checkbox"/>		

Assessment Task 2	Dry of Pine nut cones for extraction			
During the practical assessment, candidate demonstrated the following:		Yes	No	Remarks
1	Performance Criteria 1. Selected required tools/equipment for drying the nuts.			
2	Performance Criteria 2. Adopted proper heating/Drying method.			
3	Performance Criteria 3. Heated the Pine cones for extraction of Pine nuts as per SOP.			
	Performance Criteria 4. Ensure the Pine Nut cones are dried.			
Competent <input type="checkbox"/>		Not Yet Competent <input type="checkbox"/>		

Assessment Task 3		Separate Pine nuts from cones		
During the practical assessment, candidate demonstrated the following:		Yes	No	Remarks
1	Performance Criteria 1. Extracted Pine nuts from opened cones.			
2	Performance Criteria 2. Spread semi opened cones at perforated surface.			
3	Performance Criteria 3. Beat cones with wooden stick to extract the Pine nuts.			
4	Performance Criteria 4. Extracted rest of the Pine nuts with the help of wooden pointer / wooden hammer from semi opened cones, one by one correctly			
Competent <input type="checkbox"/>		Not Yet Competent		

Assessment Task 4		Reduce excessive moisture from Pine nuts		
During the practical assessment, candidate demonstrated the following:		Yes	No	Remarks
1	Performance Criteria 1. Spread Pine nuts in open air in thin layers to reduce excessive moisture.			
2	Performance Criteria 2. Shuffled the Pine nuts on regular intervals for uniformity.			
3	Performance Criteria 3. Ensured the dryness of Pine nuts.			
Competent <input type="checkbox"/>		Not Yet Competent <input type="checkbox"/>		

Assessment Task 5		Remove Foreign Material from Pine nuts (Impurities)		
During the practical assessment, candidate demonstrated the following:		Yes	No	Remarks
1	Performance Criteria 1. Removed foreign material from Pine nuts with fan / blower (air treatment).			
2	Performance Criteria 2. Removed foreign material from Pine nuts with the help of sieves.			
3	Performance Criteria 3. Removed foreign material from Pine nuts manually.			
4	Performance Criteria 4. Graded the Pine nuts according to their size and color			
Competent <input type="checkbox"/>		Not Yet Competent <input type="checkbox"/>		

Assessment Task 6		Place Pine nuts in boxes		
During the practical assessment, candidate demonstrated the following:		Yes	No	Remarks
1	Performance Criteria 1. Identified the different grades of the Pine Nuts			
2	Performance Criteria 2. Used appropriate boxes placing the Pine nuts.			
3	Performance Criteria 3. Ensured the filled boxes are place at safe place.			
4	Performance Criteria 4. Shifted the Pine nuts for roasting.			
Competent <input type="checkbox"/>		Not Yet Competent <input type="checkbox"/>		

Portfolio (if any)		Description of portfolio		
Current <input type="checkbox"/>		Sufficient <input type="checkbox"/>	Authentic <input type="checkbox"/>	Valid <input type="checkbox"/>
		Reliable <input type="checkbox"/>		
Portfolio meet the following performance standards:		Yes	No	Remarks
1	Performance criteria for the evaluation of portfolio: Submit log book or activity record (practical journal, project, pictures etc.) completed during the training.			
Competent <input type="checkbox"/>		Not Yet Competent <input type="checkbox"/>		

Knowledge Assessment

Title of Qualification: National Vocational Certificate level 3, In Pine Nuts Processor	CS Code: 00000000	Level: 3	Version: 2 (2020)
Competency Standard Title: Extract Pine Nuts from Cones	Assessment Date (DD/MM/YY): --/--/--		

Guidance for Candidate	To complete your assessment for this Competency Standard, you need to answer the questions on the following pages successfully.
------------------------------	--

Assessors Guide (to be completed by the Assessor and signed both by the assessor and the candidate after the assessment)

Candidate Details	Name: Registration/Roll Number: Candidate Signature:
Written Assessment Outcome	<div style="display: flex; justify-content: space-around;"> COMPETENT <input type="checkbox"/> NOT YET COMPETENT <input type="checkbox"/> </div> Assessor Name: Assessor's code: Assessor Signature:

Feedback to the candidate on assessment.

<div style="border-bottom: 1px solid black; margin-bottom: 5px;"></div> <div style="border-bottom: 1px solid black; margin-bottom: 5px;"></div> <div style="border-bottom: 1px solid black; margin-bottom: 5px;"></div> <div style="border-bottom: 1px solid black; margin-bottom: 5px;"></div> <div style="border-bottom: 1px solid black; margin-bottom: 5px;"></div>	Candidate Signature..... Assessor Signature
---	---

Title of Qualification: National Vocational Certificate level 3, In Generator Mechanic	CS Code: 0000000000	Level: 3	Version: 1 (2019)
Competency Standard Title: Extract Pine Nuts from Cones	Assessment Date (DD/MM/YY): --/--/--		

WRITTEN ASSESSMENT

Question	Candidate's answer
1 What is the required temperature for removing moisture from Pine nuts?	
2 Mention the tools for extraction Pine nuts from cones?	

Question	Candidate's answer
3 Describe the procedure for drying Pine nut cones?	
4 Explain the essential safety measures required for extraction of Pine nut cones?	
5 Describe the procedure for removing the foreign materials from Pine nuts??	
6 Describe the procedure for Grading of Pine nuts?	

Instructions for Candidate (to be given by the Assessor before Assessment)

Title of Qualification: National Vocational Certificate level 3, In Pine Nuts Processor	CS Code:	Level: 3	Version: 2 (2020)
Competency Standard Title: Perform Roasting of Pine Nuts with shell	Assessment Date (DD/MM/YY):		

Candidate Details	Name..... Registration/Roll Number.....
Guidance for Candidate	<p>To meet this standard, you are required to complete the following tasks within 40 min timeframe:</p> <ol style="list-style-type: none">1. Arrange Tools for roasting of Pine Nuts2. Adopt Health and safety measures3. Roast Pine nuts as per requirements.4. Remove infected Pine nuts.5. Pack roasted Pine nuts as per requirement6. Transport roasted Pine nuts to the desired destination <p>And complete:</p> <ol style="list-style-type: none">1. Knowledge assessment test (Written or Oral)2. Portfolios at the time of assessment (if any)
Minimum Evidence Required	<p>During a practical assessment, under observation by an assessor, you will complete:</p> <p>•Arrange Tools for roasting Pine nuts Performance Criteria 1. Identify the required tools and equipment for roasting Pine Nuts. Performance Criteria 2. Clean and Store the Tools and equipment after use.</p> <p>•Adopt Health and safety measures Performance Criteria 1. Identify the hazardous at work place Performance Criteria 2. Remove hazardous properly. Performance Criteria 3. Wear the safety equipment accurately. Performance Criteria 4. Ensure the work place is safe to wok.</p> <p>•Roast Pine nuts as per requirements Performance Criteria 1. Select roasting equipment as per instructions. Performance Criteria 2. Ensure the required temperature for roasting the Pine nuts. Performance Criteria 3. Roast the Pine nuts as per requirement. Performance Criteria 4. Clean roasting equipment after use. Performance Criteria 5. Place/Store roasting equipment at designated point</p>

•Remove infected Pine nuts

Performance Criteria 1. Remove infected Pine nuts with fan Air blower/ sieves as per SOP.

Performance Criteria 2. Manually remove infected Pine nuts

•Pack roasted Pine nuts as per requirement

Performance Criteria 1. Select packing material as per requirement.

Performance Criteria 2. Weigh-out the roasted Pine nuts for packing.

Performance Criteria 3. Pack the Pine nuts as per demand.

Performance Criteria 4. Make a record of the packed Pine nuts quantity.

•Transport roasted Pine nuts to the desired destination

Performance Criteria 1. Select suitable transport means

Performance Criteria 2. Load the Pine nuts on selected transport as per instructions.

Performance Criteria 3. Dispatch Pine nuts to desired market

Portfolios required at the time of assessment (if any)

- Arrange Tools for roasting of Pine Nut Cones
- Adopt Health and safety measures
- Roast Pine nuts as per requirements.
- Remove infected Pine nuts.
- Pack roasted Pine nuts as per requirement
- Transport roasted Pine nuts to the desired destination

Portfolios required at the time of assessment (if any) for

Performance criteria for the evaluation of portfolio:

Submit log book or activity record (practical journal, project, pictures etc.) completed during the training.

Assessors Judgment Guide (to be completed by the Assessor and signed both by the assessor and the candidate after the assessment)

00000000 Perform Roasting of Pine Nuts with shell

Candidate Details	Name: Registration/Roll Number: Candidate Signature:
Assessment Outcome	COMPETENT <input type="checkbox"/> NOT YET COMPETENT <input type="checkbox"/> Name of the Assessor:..... Assessor's code:..... Signature of the Assessor:.....

Assessment Summary (to be filled by the assessor)							
Activity	Method					Result	
Nature of Activity	Written	Oral	Observation	Portfolio	Role Play	Competent	Not Yet Competent
Practical Skill Demonstration							
Knowledge Assessment							
Other Requirement							

Assessment Task 1	Arrange Tools for roasting Pine nuts			
During the practical assessment, candidate demonstrated the following:		Yes	No	Remarks
1.	Performance Criteria 1. Identified the required tools and equipment for cutting Pine Nuts.			
2.	Performance Criteria 2. Cleaned and Stored the Tools and equipment after use.			
Competent <input type="checkbox"/>		Not Yet Competent <input type="checkbox"/>		

Assessment Task 2	Adopt Health and safety measures			
During the practical assessment, candidate demonstrated the following:		Yes	No	Remarks
1	Performance Criteria 1. Identified the hazardous at work place			
2	Performance Criteria 2. Removed hazardous properly.			
3	Performance Criteria 3. Wore the safety equipment accurately.			
4	Performance Criteria 4. Ensured the work place is safe to wok.			

Competent <input type="checkbox"/>	Not Yet Competent <input type="checkbox"/>
------------------------------------	--

Assessment Task 3		Roast Pine nuts as per requirements		
During the practical assessment, candidate demonstrated the following:		Yes	No	Remarks
1	Performance Criteria 1. Selected roasting equipment as per instructions.			
2	Performance Criteria 2. Ensured the required temperature for roasting the Pine nuts.			
3	Performance Criteria 3. Roasted the Pine nuts as per requirement.			
4	Performance Criteria 4. Cleaned roasting equipment after use.			
5	Performance Criteria 5. Placed/Stored roasting equipment at designated point			
Competent <input type="checkbox"/>		Not Yet Competent <input type="checkbox"/>		

Assessment Task 4		Remove infected Pine nuts		
During the practical assessment, candidate demonstrated the following:		Yes	No	Remarks
1	Performance Criteria 1. Removed infected Pine nuts with fan Air blower/ sieves as per SOP.			
2	Performance Criteria 2. Manually removed infected Pine nuts			
Competent <input type="checkbox"/>		Not Yet Competent <input type="checkbox"/>		

Assessment Task 5		Pack roasted Pine nuts as per requirement		
During the practical assessment, candidate demonstrated the following:		Yes	No	Remarks
1	Performance Criteria 1. Selected packing material as per requirement.			
2	Performance Criteria 2. Weighed-out the roasted Pine nuts for packing.			
3	Performance Criteria 3. Packed the Pine nuts as per demand.			
4	Performance Criteria 4. Made a record of the packed Pine nuts quantity.			
Competent <input type="checkbox"/>		Not Yet Competent <input type="checkbox"/>		

Assessment Task 6		Transport roasted Pine nuts to the desired destination		
During the practical assessment, candidate demonstrated the following:		Yes	No	Remarks
1	Performance Criteria 1. Selected suitable transport means			
2	Performance Criteria 2. Loaded the Pine nuts on selected transport as per instructions.			
3	Performance Criteria 3. Dispatched Pine nuts to			

	desired market		
Competent <input type="checkbox"/>		Not Yet Competent <input type="checkbox"/>	

Portfolio (if any)		Description of portfolio			
Current <input type="checkbox"/>		Sufficient <input type="checkbox"/>	Authentic <input type="checkbox"/>	Valid <input type="checkbox"/>	Reliable <input type="checkbox"/>
Portfolio meet the following performance standards:		Yes	No	Remarks	
1	Performance criteria for the evaluation of portfolio: Submit log book or activity record (practical journal, project, pictures etc.) completed during the training.				
Competent <input type="checkbox"/>		Not Yet Competent <input type="checkbox"/>			

Knowledge Assessment

Title of Qualification: National Vocational Certificate level 3, In Pine Nuts Processor	CS Code: 00000000	Level: 3	Version: 2 (2020)
Competency Standard Title: Perform Roasting of Pine Nuts with shell	Assessment Date (DD/MM/YY): --/--/--		

Guidance for Candidate	To complete your assessment for this Competency Standard, you need to answer the questions on the following pages successfully.
------------------------------	--

Assessors Guide (to be completed by the Assessor and signed both by the assessor and the candidate after the assessment)

Candidate Details	Name: Registration/Roll Number: Candidate Signature:
Written Assessment Outcome	<div style="display: flex; justify-content: space-around;"> COMPETENT <input type="checkbox"/> NOT YET COMPETENT <input type="checkbox"/> </div> Assessor Name: Assessor's code: Assessor Signature:

Feedback to the candidate on assessment.

<div style="border-bottom: 1px solid black; margin-bottom: 5px;"></div> <div style="border-bottom: 1px solid black; margin-bottom: 5px;"></div> <div style="border-bottom: 1px solid black; margin-bottom: 5px;"></div> <div style="border-bottom: 1px solid black; margin-bottom: 5px;"></div> <div style="border-bottom: 1px solid black; margin-bottom: 5px;"></div>	Candidate Signature..... Assessor Signature
---	---

Title of Qualification: National Vocational Certificate level 3, In Generator Mechanic	CS Code: 0000000000	Level: 3	Version: 1 (2019)
Competency Standard Title: Perform Roasting of Pine Nuts with shell	Assessment Date (DD/MM/YY): --/--/--		

WRITTEN ASSESSMENT

Question	Candidate's answer
1 Describe the tools used for roasting Pine nuts?	
2 Describe different methods of roasting Pine nuts?	

Question	Candidate's answer
<p>3 Why fan/blower/sieves are used in roasting process of Pine nuts?</p>	
<p>4 Explain impact of hazards at work place?</p>	
<p>5 Define infected Pine nuts?</p>	
<p>6 Describe different material used for packing of roasted Pine nuts?</p>	

Instructions for Candidate (to be given by the Assessor before Assessment)

Title of Qualification: National Vocational Certificate level 3, In Pine Nuts Processor	CS Code:	Level: 3	Version: 2 (2020)
Competency Standard Title: Perform peeling of Pine Nuts for Kernel	Assessment Date (DD/MM/YY):		

Candidate Details	Name..... Registration/Roll Number.....
Guidance for Candidate	<p>To meet this standard, you are required to complete the following tasks within 40 min timeframe:</p> <ol style="list-style-type: none"> 1. Perform peeling of Pine nuts for Kernels extractions 2. Dry Kernels for removing membrane 3. Roast Pine nuts for Kernels 4. Sort Kernels as per requirements 5. Perform Packaging of Kernels. <p>And complete:</p> <ol style="list-style-type: none"> 1. Knowledge assessment test (Written or Oral) 2. Portfolios at the time of assessment (if any)
Minimum Evidence Required	<p>During a practical assessment, under observation by an assessor, you will complete:</p> <p>Perform peeling of Pine nuts for Kernels extractions</p> <p>Performance Criteria 1. Soak roasted Pine nuts in warm water as per requirements.</p> <p>Performance Criteria 2. Remove shell (Peeling) of soaked Pine nuts carefully.</p> <p>Performance Criteria 3. Spread peeled Kernels on appropriate surface as per requirements to reduce moisture.</p> <p>Dry Kernels for removing membrane</p> <p>Performance Criteria 1. Spread the Kernels for drying to remove Kernel membrane.</p> <p>Performance Criteria 2. Remove Kernel membrane by rubbing gently with a neat cloth.</p> <p>Performance Criteria 3. Remove Kernel membrane with the help of blower</p> <p>Roast Pine nuts for Kernels</p> <p>Performance Criteria 1. Select roasting equipment for Pine nuts.</p> <p>Performance Criteria 2. Select Pine nuts for roasting for kernels.</p> <p>Performance Criteria 3. Roast the Pine nuts, as per requirement.</p> <p>Performance Criteria 4. Clean the roasting equipment.</p> <p>Performance Criteria 5. Store the roasting equipment at designated point.</p>

Sort Kernels as per requirements

Performance Criteria 1. Sort Kernels with the help of sieves for grading.
Performance Criteria 2. Separate the unhealthy Kernels manually
Performance Criteria 3. Separate the unhealthy Kernels with the help of machine.

Perform Packaging of Kernels

Performance Criteria 1. Select the packing material as per requirement.
Performance Criteria 2. Pack the Kernels as per instructions
Performance Criteria 3. Make a record of the weight and quantity of the packed Pine nuts

Portfolios required at the time of assessment (if any)

- Perform peeling of Pine nuts for Kernels extractions
- Dry Kernels for removing membrane
- Roast Pine nuts for Kernels
- Sort Kernels as per requirements
- Perform Packaging of Kernels.

Portfolios required at the time of assessment (if any) for

Performance criteria for the evaluation of portfolio:
Submit log book or activity record (practical journal, project, pictures etc.) completed during the training.

Assessors Judgment Guide (to be completed by the Assessor and signed both by the assessor and the candidate after the assessment)

00000000 Perform peeling of Pine Nuts for Kernel

Candidate Details	Name: Registration/Roll Number: Candidate Signature:
Assessment Outcome	COMPETENT <input type="checkbox"/> NOT YET COMPETENT <input type="checkbox"/> Name of the Assessor:..... Assessor's code:..... Signature of the Assessor:.....

Assessment Summary (to be filled by the assessor)							
Activity	Method					Result	
Nature of Activity	Written	Oral	Observation	Portfolio	Role Play	Competent	Not Yet Competent
Practical Skill Demonstration							
Knowledge Assessment							
Other Requirement							

Assessment Task 1	Perform peeling of Pine nuts for Kernels extractions			
During the practical assessment, candidate demonstrated the following:		Yes	No	Remarks
1.	Performance Criteria 1. Soaked roasted Pine nuts in warm water as per requirements.			
2.	Performance Criteria 2. Peeled the soaked Pine nuts carefully.			
3	Performance Criteria 3. Spread peeled Kernels on appropriate surface as per requirements to reduce moisture.			
Competent <input type="checkbox"/>		Not Yet Competent <input type="checkbox"/>		

Assessment Task 2	Dry Kernels for removing membrane			
During the practical assessment, candidate demonstrated the following:		Yes	No	Remarks
1	Performance Criteria 1. Spread the Kernels for drying to remove Kernel membrane.			
2	Performance Criteria 2. Removed Kernel membrane by rubbing gently with a neat cloth.			
3	Performance Criteria 3. Removed Kernel membrane with the help of blower			
Competent <input type="checkbox"/>		Not Yet Competent <input type="checkbox"/>		

Assessment Task 3		Roast Pine nuts for Kernels		
During the practical assessment, candidate demonstrated the following:		Yes	No	Remarks
1	Performance Criteria 1. Selected roasting equipment for Pine nuts.			
2	Performance Criteria 2. Selected Pine nuts for roasting for kernels.			
3	Performance Criteria 3. Roasted the Pine nuts, as per requirement.			
4	Performance Criteria 4. Cleaned the roasting equipment.			
5	Performance Criteria 5. Stored the roasting equipment at designated point.			
Competent <input type="checkbox"/>		Not Yet Competent		

Assessment Task 4		Sort Kernels as per requirements		
During the practical assessment, candidate demonstrated the following:		Yes	No	Remarks
1	Performance Criteria 1. Sorted Kernels with the help of sieves for grading.			
2	Performance Criteria 2. Separated the unhealthy Kernels manually			
3	Performance Criteria 3. Separated the unhealthy Kernels with the help of machine.			
Competent <input type="checkbox"/>		Not Yet Competent <input type="checkbox"/>		

Assessment Task 5		Perform Packaging of Kernels		
During the practical assessment, candidate demonstrated the following:		Yes	No	Remarks
1	Performance Criteria 1. Selected the packing material as per requirement.			
2	Performance Criteria 2. Packed the Kernels as per instructions			
3	Performance Criteria 3. Made a record of the weight and quantity of the packed Pine nuts.			
Competent <input type="checkbox"/>		Not Yet Competent <input type="checkbox"/>		

Portfolio (if any)		Description of portfolio			
Current <input type="checkbox"/>		Sufficient <input type="checkbox"/>	Authentic <input type="checkbox"/>	Valid <input type="checkbox"/>	Reliable <input type="checkbox"/>
Portfolio meet the following performance standards:		Yes	No	Remarks	
1	Performance criteria for the evaluation of portfolio: Submit log book or activity record (practical journal, project, pictures etc.) completed during the training.				
Competent <input type="checkbox"/>		Not Yet Competent <input type="checkbox"/>			

Knowledge Assessment

Title of Qualification: National Vocational Certificate level 3, In Pine Nuts Processor	CS Code: 00000000	Level: 3	Version: 2 (2020)
Competency Standard Title: Perform peeling of Pine Nuts for Kernel	Assessment Date (DD/MM/YY): --/--/--		

Guidance for Candidate	To complete your assessment for this Competency Standard, you need to answer the questions on the following pages successfully.
------------------------------	--

Assessors Guide (to be completed by the Assessor and signed both by the assessor and the candidate after the assessment)

Candidate Details	Name: Registration/Roll Number: Candidate Signature:
Written Assessment Outcome	<div style="display: flex; justify-content: space-around;"> COMPETENT <input type="checkbox"/> NOT YET COMPETENT <input type="checkbox"/> </div> Assessor Name: Assessor's code: Assessor Signature:

Feedback to the candidate on assessment.

<div style="border-bottom: 1px solid black; margin-bottom: 5px;"></div> <div style="border-bottom: 1px solid black; margin-bottom: 5px;"></div> <div style="border-bottom: 1px solid black; margin-bottom: 5px;"></div> <div style="border-bottom: 1px solid black; margin-bottom: 5px;"></div> <div style="border-bottom: 1px solid black; margin-bottom: 5px;"></div>	Candidate Signature..... Assessor Signature
---	---

Title of Qualification: National Vocational Certificate level 3, In Generator Mechanic	CS Code: 0000000000	Level: 3	Version: 1 (2019)
Competency Standard Title: Perform peeling of Pine Nuts for Kernel	Assessment Date (DD/MM/YY): --/--/--		

WRITTEN ASSESSMENT

Question	Candidate's answer
1 Describe the tools used for roasting Pine nuts kernel?	
2 Describe different methods of roasting Pine nuts kernel?	

Question	Candidate's answer
<p>3 Describe the importance of soaking for Pine nuts kernel process?</p>	
<p>4 Describe the importance of membrane removing process in roasting of Pine nuts kernels?</p>	
<p>5 Describe the techniques for reducing the moisture of peeled kernels?</p>	
<p>6 Describe the grading procedure of Pine nuts kernel?</p>	

Instructions for Candidate (to be given by the Assessor before Assessment)

Title of Qualification: National Vocational Certificate level 3, In Pine Nuts Processor	CS Code:	Level: 3	Version: 2 (2020)
Competency Standard Title: Perform Handling and Storage	Assessment Date (DD/MM/YY):		

Candidate Details	Name..... Registration/Roll Number.....																		
Guidance for Candidate	<p>To meet this standard, you are required to complete the following tasks within 40 min timeframe:</p> <ol style="list-style-type: none"> Sort Pine nuts as per grading Pack Pine nuts as per requirements. Develop record of quantity of Pine nuts Transport Pine nuts to the desired destination. <p>And complete:</p> <ol style="list-style-type: none"> Knowledge assessment test (Written or Oral) Portfolios at the time of assessment (if any) 																		
Minimum Evidence Required	<p>During a practical assessment, under observation by an assessor, you will complete:</p> <ul style="list-style-type: none"> Sort Pine nuts according to grading <table> <tr> <td>Performance Criteria 1.</td> <td>Sort Pine nuts according to size (A, B and C category).</td> </tr> <tr> <td>Performance Criteria 2.</td> <td>Sort Pine nuts according to color (White, Brown and Black).</td> </tr> <tr> <td>Performance Criteria 3.</td> <td>Remove infected Pine nuts from the lot.</td> </tr> </table> Pack Pine nuts as per requirements. <table> <tr> <td>Performance Criteria 1.</td> <td>Select packing material according to instructions.</td> </tr> <tr> <td>Performance Criteria 2.</td> <td>Measure the required weight of Pine nuts.</td> </tr> <tr> <td>Performance Criteria 3.</td> <td>Fill the Pine nuts in the packing material.</td> </tr> </table> Develop record of quantity of Pine nuts <table> <tr> <td>Performance Criteria 1.</td> <td>Develop the Stock Record Register sheet.</td> </tr> <tr> <td>Performance Criteria 2.</td> <td>Count the number of packs according to the weight category.</td> </tr> <tr> <td>Performance Criteria 3.</td> <td>Develop the record of the available stock.</td> </tr> </table> 	Performance Criteria 1.	Sort Pine nuts according to size (A, B and C category).	Performance Criteria 2.	Sort Pine nuts according to color (White, Brown and Black).	Performance Criteria 3.	Remove infected Pine nuts from the lot.	Performance Criteria 1.	Select packing material according to instructions.	Performance Criteria 2.	Measure the required weight of Pine nuts.	Performance Criteria 3.	Fill the Pine nuts in the packing material.	Performance Criteria 1.	Develop the Stock Record Register sheet.	Performance Criteria 2.	Count the number of packs according to the weight category.	Performance Criteria 3.	Develop the record of the available stock.
Performance Criteria 1.	Sort Pine nuts according to size (A, B and C category).																		
Performance Criteria 2.	Sort Pine nuts according to color (White, Brown and Black).																		
Performance Criteria 3.	Remove infected Pine nuts from the lot.																		
Performance Criteria 1.	Select packing material according to instructions.																		
Performance Criteria 2.	Measure the required weight of Pine nuts.																		
Performance Criteria 3.	Fill the Pine nuts in the packing material.																		
Performance Criteria 1.	Develop the Stock Record Register sheet.																		
Performance Criteria 2.	Count the number of packs according to the weight category.																		
Performance Criteria 3.	Develop the record of the available stock.																		

• **Transport Pine nuts to the desired destination.**

- | | |
|-------------------------|--|
| Performance Criteria 1. | Select suitable transportation means. |
| Performance Criteria 2. | Ensure safe Loading of Pine nuts. |
| Performance Criteria 3. | Dispatch Pine nuts to the desired market |

Ensure Safe Storage

- | | |
|-------------------------|---|
| Performance Criteria 1. | Ensure the storage place is clean. |
| Performance Criteria 2. | Ensure the storage place is safe. |
| Performance Criteria 3. | Ensure the required temperature and humidity level for storage. |
| Performance Criteria 4. | Ensure the store is locked securely. |

Portfolios required at the time of assessment (if any)

- Sort Pine nuts as per grading
- Pack Pine nuts as per requirements.
- Develop record of quantity of Pine nuts
- Transport Pine nuts to the desired destination.
- Ensure safe storage

Portfolios required at the time of assessment (if any) for

Performance criteria for the evaluation of portfolio:
Submit log book or activity record (practical journal, project, pictures etc.) completed during the training.

Assessors Judgment Guide (to be completed by the Assessor and signed both by the assessor and the candidate after the assessment)

00000000 Perform Handling and Storage

Candidate Details	Name: Registration/Roll Number: Candidate Signature:
Assessment Outcome	COMPETENT <input type="checkbox"/> NOT YET COMPETENT <input type="checkbox"/> Name of the Assessor:..... Assessor's code:..... Signature of the Assessor:.....

Assessment Summary (to be filled by the assessor)							
Activity	Method					Result	
Nature of Activity	Written	Oral	Observation	Portfolio	Role Play	Competent	Not Yet Competent
Practical Skill Demonstration							
Knowledge Assessment							
Other Requirement							

Assessment Task 1	Sort Pine nuts according to grading			
During the practical assessment, candidate demonstrated the following:		Yes	No	Remarks
1.	Performance Criteria 1. Sorted Pine nuts according to size (A, B and C category).			
2.	Performance Criteria 2. Sorted Pine nuts according to color (White, Brown and Black).			
3	Performance Criteria 3. Removed infected Pine nuts from the lot.			
Competent <input type="checkbox"/>		Not Yet Competent <input type="checkbox"/>		

Assessment Task 2	Pack Pine nuts as per requirements.			
During the practical assessment, candidate demonstrated the following:		Yes	No	Remarks
1	Performance Criteria 1. Selected packing material according to instructions.			
2	Performance Criteria 2. Measured the required weight of Pine nuts.			
3	Performance Criteria 3. Filled the Pine nuts in the packing material.			
Competent <input type="checkbox"/>		Not Yet Competent <input type="checkbox"/>		

Assessment Task 3		Develop record of quantity of Pine nuts		
During the practical assessment, candidate demonstrated the following:		Yes	No	Remarks
1	Performance Criteria 1. Developed the Stock Record Register sheet.			
2	Performance Criteria 2. Counted the number of packs according to the weight category.			
3	Performance Criteria 3. Developed the record of the available stock.			
Competent <input type="checkbox"/>		Not Yet Competent		

Assessment Task 4		Transport Pine nuts to the desired destination.		
During the practical assessment, candidate demonstrated the following:		Yes	No	Remarks
1	Performance Criteria 1. Selected suitable transportation means.			
2	Performance Criteria 2. Ensure safe Loading of Pine nuts.			
3	Performance Criteria 3. Dispatched Pine nuts to the desired market			
Competent <input type="checkbox"/>		Not Yet Competent <input type="checkbox"/>		

Assessment Task 5		Ensure safe storage		
During the practical assessment, candidate demonstrated the following:		Yes	No	Remarks
1	Performance Criteria 1. Ensured the storage place is clean.			
2	Performance Criteria 2. Ensured the storage place is safe.			
3	Performance Criteria 3. Ensure the required temperature and humidity level for storage.			
4	Performance Criteria 4. Ensured the store is locked securely.			
Competent <input type="checkbox"/>		Not Yet Competent <input type="checkbox"/>		

Portfolio (if any)		Description of portfolio			
Current <input type="checkbox"/>		Sufficient <input type="checkbox"/>	Authentic <input type="checkbox"/>	Valid <input type="checkbox"/>	Reliable <input type="checkbox"/>
Portfolio meet the following performance standards:		Yes	No	Remarks	
1	Performance criteria for the evaluation of portfolio: Submit log book or activity record (practical journal, project, pictures etc.) completed during the training.				
Competent <input type="checkbox"/>		Not Yet Competent <input type="checkbox"/>			

Knowledge Assessment

Title of Qualification: National Vocational Certificate level 3, In Pine Nuts Processor	CS Code: 00000000	Level: 3	Version: 2 (2020)
Competency Standard Title: Perform Handling and Storage	Assessment Date (DD/MM/YY): --/--/--		

Guidance for Candidate	To complete your assessment for this Competency Standard, you need to answer the questions on the following pages successfully.
------------------------------	--

Assessors Guide (to be completed by the Assessor and signed both by the assessor and the candidate after the assessment)

Candidate Details	Name: Registration/Roll Number: Candidate Signature:
Written Assessment Outcome	<div style="display: flex; justify-content: space-around;"> COMPETENT <input type="checkbox"/> NOT YET COMPETENT <input type="checkbox"/> </div> Assessor Name: Assessor's code: Assessor Signature:

Feedback to the candidate on assessment.

<div style="border-bottom: 1px solid black; margin-bottom: 5px;"></div> <div style="border-bottom: 1px solid black; margin-bottom: 5px;"></div> <div style="border-bottom: 1px solid black; margin-bottom: 5px;"></div> <div style="border-bottom: 1px solid black; margin-bottom: 5px;"></div> <div style="border-bottom: 1px solid black; margin-bottom: 5px;"></div>	Candidate Signature..... Assessor Signature
---	---

Title of Qualification: National Vocational Certificate level 3, In Pine Nuts Processor	CS Code: 0000000000	Level: 3	Version: 1 (2019)
Competency Standard Title: Perform Handling and Storage	Assessment Date (DD/MM/YY): --/--/--		

WRITTEN ASSESSMENT

Question	Candidate's answer
1 Describe grading of Pine nuts?	
2 Explain the moisture testing technique before packing?	

Question	Candidate's answer
3 Describe importance of packaging material?	
4 Explain the packing procedure of Pine nuts?	
5 Describe the safe loading techniques of Pine nuts ?	
6 Explain steps for safe storage of Pine nuts?	

Instructions for Candidate (to be given by the Assessor before Assessment)

Title of Qualification: National Vocational Certificate level 3, In Pine Nuts Processor	CS Code:	Level: 3	Version: 2 (2020)
Competency Standard Title: Perform Roasting of Pine Nuts with shell	Assessment Date (DD/MM/YY):		

Candidate Details	Name..... Registration/Roll Number.....
Guidance for Candidate	<p>To meet this standard, you are required to complete the following tasks within 40 min timeframe:</p> <ol style="list-style-type: none"> 1. Arrange Tools for roasting of Pine Nuts 2. Adopt Health and safety measures 3. Roast Pine nuts as per requirements. 4. Remove infected Pine nuts. 5. Pack roasted Pine nuts as per requirement 6. Transport roasted Pine nuts to the desired destination <p>And complete:</p> <ol style="list-style-type: none"> 1. Knowledge assessment test (Written or Oral) 2. Portfolios at the time of assessment (if any)
Minimum Evidence Required	<p>During a practical assessment, under observation by an assessor, you will complete:</p> <p>•Arrange Tools for roasting Pine nuts Performance Criteria 1. Identify the required tools and equipment for roasting Pine Nuts. Performance Criteria 2. Clean and Store the Tools and equipment after use.</p> <p>•Adopt Health and safety measures Performance Criteria 1. Identify the hazardous at work place Performance Criteria 2. Remove hazardous properly. Performance Criteria 3. Wear the safety equipment accurately. Performance Criteria 4. Ensure the work place is safe to wok.</p> <p>•Roast Pine nuts as per requirements Performance Criteria 1. Select roasting equipment as per instructions. Performance Criteria 2. Ensure the required temperature for roasting the Pine nuts. Performance Criteria 3. Roast the Pine nuts as per requirement. Performance Criteria 4. Clean roasting equipment after use. Performance Criteria 5. Place/Store roasting equipment at designated point</p>

•Remove infected Pine nuts

Performance Criteria 1. Remove infected Pine nuts with fan Air blower/ sieves as per SOP.

Performance Criteria 2. Manually remove infected Pine nuts

•Pack roasted Pine nuts as per requirement

Performance Criteria 1. Select packing material as per requirement.

Performance Criteria 2. Weigh-out the roasted Pine nuts for packing.

Performance Criteria 3. Pack the Pine nuts as per demand.

Performance Criteria 4. Make a record of the packed Pine nuts quantity.

•Transport roasted Pine nuts to the desired destination

Performance Criteria 1. Select suitable transport means

Performance Criteria 2. Load the Pine nuts on selected transport as per instructions.

Performance Criteria 3. Dispatch Pine nuts to desired market

Portfolios required at the time of assessment (if any)

- Arrange Tools for roasting of Pine Nut Cones
- Adopt Health and safety measures
- Roast Pine nuts as per requirements.
- Remove infected Pine nuts.
- Pack roasted Pine nuts as per requirement
- Transport roasted Pine nuts to the desired destination

Portfolios required at the time of assessment (if any) for

Performance criteria for the evaluation of portfolio:

Submit log book or activity record (practical journal, project, pictures etc.) completed during the training.

Assessors Judgment Guide (to be completed by the Assessor and signed both by the assessor and the candidate after the assessment)

00000000 Perform Roasting of Pine Nuts with shell

Candidate Details	Name: Registration/Roll Number: Candidate Signature:
Assessment Outcome	COMPETENT <input type="checkbox"/> NOT YET COMPETENT <input type="checkbox"/> Name of the Assessor:..... Assessor's code:..... Signature of the Assessor:.....

Assessment Summary (to be filled by the assessor)							
Activity	Method					Result	
Nature of Activity	Written	Oral	Observation	Portfolio	Role Play	Competent	Not Yet Competent
Practical Skill Demonstration							
Knowledge Assessment							
Other Requirement							

Assessment Task 1	Arrange Tools for roasting Pine nuts			
During the practical assessment, candidate demonstrated the following:		Yes	No	Remarks
1.	Performance Criteria 1. Identified the required tools and equipment for cutting Pine Nuts.			
2.	Performance Criteria 2. Cleaned and Stored the Tools and equipment after use.			
Competent <input type="checkbox"/>		Not Yet Competent <input type="checkbox"/>		

Assessment Task 2	Adopt Health and safety measures			
During the practical assessment, candidate demonstrated the following:		Yes	No	Remarks
1	Performance Criteria 1. Identified the hazardous at work place			
2	Performance Criteria 2. Removed hazardous properly.			
3	Performance Criteria 3. Wore the safety equipment accurately.			
4	Performance Criteria 4. Ensured the work place is safe to wok.			

Competent <input type="checkbox"/>	Not Yet Competent <input type="checkbox"/>
------------------------------------	--

Assessment Task 3		Roast Pine nuts as per requirements		
During the practical assessment, candidate demonstrated the following:		Yes	No	Remarks
1	Performance Criteria 1. Selected roasting equipment as per instructions.			
2	Performance Criteria 2. Ensured the required temperature for roasting the Pine nuts.			
3	Performance Criteria 3. Roasted the Pine nuts as per requirement.			
4	Performance Criteria 4. Cleaned roasting equipment after use.			
5	Performance Criteria 5. Placed/Stored roasting equipment at designated point			
Competent <input type="checkbox"/>		Not Yet Competent <input type="checkbox"/>		

Assessment Task 4		Remove infected Pine nuts		
During the practical assessment, candidate demonstrated the following:		Yes	No	Remarks
1	Performance Criteria 1. Removed infected Pine nuts with fan Air blower/ sieves as per SOP.			
2	Performance Criteria 2. Manually removed infected Pine nuts			
Competent <input type="checkbox"/>		Not Yet Competent <input type="checkbox"/>		

Assessment Task 5		Pack roasted Pine nuts as per requirement		
During the practical assessment, candidate demonstrated the following:		Yes	No	Remarks
1	Performance Criteria 1. Selected packing material as per requirement.			
2	Performance Criteria 2. Weighed-out the roasted Pine nuts for packing.			
3	Performance Criteria 3. Packed the Pine nuts as per demand.			
4	Performance Criteria 4. Made a record of the packed Pine nuts quantity.			
Competent <input type="checkbox"/>		Not Yet Competent <input type="checkbox"/>		

Assessment Task 6		Transport roasted Pine nuts to the desired destination		
During the practical assessment, candidate demonstrated the following:		Yes	No	Remarks
1	Performance Criteria 1. Selected suitable transport means			
2	Performance Criteria 2. Loaded the Pine nuts on selected transport as per instructions.			
3	Performance Criteria 3. Dispatched Pine nuts to			

	desired market		
Competent <input type="checkbox"/>		Not Yet Competent <input type="checkbox"/>	

Portfolio (if any)		Description of portfolio			
Current <input type="checkbox"/>		Sufficient <input type="checkbox"/>	Authentic <input type="checkbox"/>	Valid <input type="checkbox"/>	Reliable <input type="checkbox"/>
Portfolio meet the following performance standards:		Yes	No	Remarks	
1	Performance criteria for the evaluation of portfolio: Submit log book or activity record (practical journal, project, pictures etc.) completed during the training.				
Competent <input type="checkbox"/>		Not Yet Competent <input type="checkbox"/>			

Knowledge Assessment

Title of Qualification: National Vocational Certificate level 3, In Pine Nuts Processor	CS Code: 00000000	Level: 3	Version: 2 (2020)
Competency Standard Title: Perform Roasting of Pine Nuts with shell	Assessment Date (DD/MM/YY): --/--/--		

Guidance for Candidate	To complete your assessment for this Competency Standard, you need to answer the questions on the following pages successfully.
------------------------------	--

Assessors Guide (to be completed by the Assessor and signed both by the assessor and the candidate after the assessment)

Candidate Details	Name: Registration/Roll Number: Candidate Signature:
Written Assessment Outcome	<div style="display: flex; justify-content: space-around;"> COMPETENT <input type="checkbox"/> NOT YET COMPETENT <input type="checkbox"/> </div> Assessor Name: Assessor's code: Assessor Signature:

Feedback to the candidate on assessment.

<div style="border-bottom: 1px solid black; margin-bottom: 5px;"></div> <div style="border-bottom: 1px solid black; margin-bottom: 5px;"></div> <div style="border-bottom: 1px solid black; margin-bottom: 5px;"></div> <div style="border-bottom: 1px solid black; margin-bottom: 5px;"></div> <div style="border-bottom: 1px solid black; margin-bottom: 5px;"></div>	Candidate Signature..... Assessor Signature
---	---

Title of Qualification: National Vocational Certificate level 3, In Generator Mechanic	CS Code: 0000000000	Level: 3	Version: 1 (2019)
Competency Standard Title: Perform Roasting of Pine Nuts with shell	Assessment Date (DD/MM/YY): --/--/--		

WRITTEN ASSESSMENT

Question	Candidate's answer
1 Describe the tools used for roasting Pine nuts?	
2 Describe different methods of roasting Pine nuts?	

Question	Candidate's answer
<p>3 Why fan/blower/sieves are used in roasting process of Pine nuts?</p>	
<p>4 Explain impact of hazards at work place?</p>	
<p>5 Define infected Pine nuts?</p>	
<p>6 Describe different material used for packing of roasted Pine nuts?</p>	

Instructions for Candidate (to be given by the Assessor before Assessment)

Title of Qualification: National Vocational Certificate level 3, In Pine Nuts Processor	CS Code:	Level: 3	Version: 2 (2020)
Competency Standard Title: Perform peeling of Pine Nuts for Kernel	Assessment Date (DD/MM/YY):		

Candidate Details	Name..... Registration/Roll Number.....
Guidance for Candidate	<p>To meet this standard, you are required to complete the following tasks within 40 min timeframe:</p> <ol style="list-style-type: none"> 1. Perform peeling of Pine nuts for Kernels extractions 2. Dry Kernels for removing membrane 3. Roast Pine nuts for Kernels 4. Sort Kernels as per requirements 5. Perform Packaging of Kernels. <p>And complete:</p> <ol style="list-style-type: none"> 1. Knowledge assessment test (Written or Oral) 2. Portfolios at the time of assessment (if any)
Minimum Evidence Required	<p>During a practical assessment, under observation by an assessor, you will complete:</p> <p>Perform peeling of Pine nuts for Kernels extractions</p> <p>Performance Criteria 1. Soak roasted Pine nuts in warm water as per requirements.</p> <p>Performance Criteria 2. Remove shell (Peeling) of soaked Pine nuts carefully.</p> <p>Performance Criteria 3. Spread peeled Kernels on appropriate surface as per requirements to reduce moisture.</p> <p>Dry Kernels for removing membrane</p> <p>Performance Criteria 1. Spread the Kernels for drying to remove Kernel membrane.</p> <p>Performance Criteria 2. Remove Kernel membrane by rubbing gently with a neat cloth.</p> <p>Performance Criteria 3. Remove Kernel membrane with the help of blower</p> <p>Roast Pine nuts for Kernels</p> <p>Performance Criteria 1. Select roasting equipment for Pine nuts.</p> <p>Performance Criteria 2. Select Pine nuts for roasting for kernels.</p> <p>Performance Criteria 3. Roast the Pine nuts, as per requirement.</p> <p>Performance Criteria 4. Clean the roasting equipment.</p> <p>Performance Criteria 5. Store the roasting equipment at designated point.</p>

Sort Kernels as per requirements

Performance Criteria 1. Sort Kernels with the help of sieves for grading.
Performance Criteria 2. Separate the unhealthy Kernels manually
Performance Criteria 3. Separate the unhealthy Kernels with the help of machine.

Perform Packaging of Kernels

Performance Criteria 1. Select the packing material as per requirement.
Performance Criteria 2. Pack the Kernels as per instructions
Performance Criteria 3. Make a record of the weight and quantity of the packed Pine nuts

Portfolios required at the time of assessment (if any)

- Perform peeling of Pine nuts for Kernels extractions
- Dry Kernels for removing membrane
- Roast Pine nuts for Kernels
- Sort Kernels as per requirements
- Perform Packaging of Kernels.

Portfolios required at the time of assessment (if any) for

Performance criteria for the evaluation of portfolio:
Submit log book or activity record (practical journal, project, pictures etc.) completed during the training.

Assessors Judgment Guide (to be completed by the Assessor and signed both by the assessor and the candidate after the assessment)

00000000 Perform peeling of Pine Nuts for Kernel

Candidate Details	Name: Registration/Roll Number: Candidate Signature:
Assessment Outcome	COMPETENT <input type="checkbox"/> NOT YET COMPETENT <input type="checkbox"/> Name of the Assessor:..... Assessor's code:..... Signature of the Assessor:.....

Assessment Summary (to be filled by the assessor)							
Activity	Method					Result	
Nature of Activity	Written	Oral	Observation	Portfolio	Role Play	Competent	Not Yet Competent
Practical Skill Demonstration							
Knowledge Assessment							
Other Requirement							

Assessment Task 1	Perform peeling of Pine nuts for Kernels extractions			
During the practical assessment, candidate demonstrated the following:		Yes	No	Remarks
1.	Performance Criteria 1. Soaked roasted Pine nuts in warm water as per requirements.			
2.	Performance Criteria 2. Peeled the soaked Pine nuts carefully.			
3	Performance Criteria 3. Spread peeled Kernels on appropriate surface as per requirements to reduce moisture.			
Competent <input type="checkbox"/>		Not Yet Competent <input type="checkbox"/>		

Assessment Task 2	Dry Kernels for removing membrane			
During the practical assessment, candidate demonstrated the following:		Yes	No	Remarks
1	Performance Criteria 1. Spread the Kernels for drying to remove Kernel membrane.			
2	Performance Criteria 2. Removed Kernel membrane by rubbing gently with a neat cloth.			
3	Performance Criteria 3. Removed Kernel membrane with the help of blower			
Competent <input type="checkbox"/>		Not Yet Competent <input type="checkbox"/>		

Assessment Task 3		Roast Pine nuts for Kernels		
During the practical assessment, candidate demonstrated the following:		Yes	No	Remarks
1	Performance Criteria 1. Selected roasting equipment for Pine nuts.			
2	Performance Criteria 2. Selected Pine nuts for roasting for kernels.			
3	Performance Criteria 3. Roasted the Pine nuts, as per requirement.			
4	Performance Criteria 4. Cleaned the roasting equipment.			
5	Performance Criteria 5. Stored the roasting equipment at designated point.			
Competent <input type="checkbox"/>		Not Yet Competent		

Assessment Task 4		Sort Kernels as per requirements		
During the practical assessment, candidate demonstrated the following:		Yes	No	Remarks
1	Performance Criteria 1. Sorted Kernels with the help of sieves for grading.			
2	Performance Criteria 2. Separated the unhealthy Kernels manually			
3	Performance Criteria 3. Separated the unhealthy Kernels with the help of machine.			
Competent <input type="checkbox"/>		Not Yet Competent <input type="checkbox"/>		

Assessment Task 5		Perform Packaging of Kernels		
During the practical assessment, candidate demonstrated the following:		Yes	No	Remarks
1	Performance Criteria 1. Selected the packing material as per requirement.			
2	Performance Criteria 2. Packed the Kernels as per instructions			
3	Performance Criteria 3. Made a record of the weight and quantity of the packed Pine nuts.			
Competent <input type="checkbox"/>		Not Yet Competent <input type="checkbox"/>		

Portfolio (if any)		Description of portfolio		
Current <input type="checkbox"/>		Sufficient <input type="checkbox"/>	Authentic <input type="checkbox"/>	Valid <input type="checkbox"/>
		Reliable <input type="checkbox"/>		
Portfolio meet the following performance standards:		Yes	No	Remarks
1	Performance criteria for the evaluation of portfolio: Submit log book or activity record (practical journal, project, pictures etc.) completed during the training.			
Competent <input type="checkbox"/>		Not Yet Competent <input type="checkbox"/>		

Knowledge Assessment

Title of Qualification: National Vocational Certificate level 3, In Pine Nuts Processor	CS Code: 00000000	Level: 3	Version: 2 (2020)
Competency Standard Title: Perform peeling of Pine Nuts for Kernel	Assessment Date (DD/MM/YY): --/--/--		

Guidance for Candidate	To complete your assessment for this Competency Standard, you need to answer the questions on the following pages successfully.
------------------------------	--

Assessors Guide (to be completed by the Assessor and signed both by the assessor and the candidate after the assessment)

Candidate Details	Name: Registration/Roll Number: Candidate Signature:
Written Assessment Outcome	<div style="display: flex; justify-content: space-around;"> COMPETENT <input type="checkbox"/> NOT YET COMPETENT <input type="checkbox"/> </div> Assessor Name: Assessor's code: Assessor Signature:

Feedback to the candidate on assessment.

<div style="border-bottom: 1px solid black; margin-bottom: 5px;"></div> <div style="border-bottom: 1px solid black; margin-bottom: 5px;"></div> <div style="border-bottom: 1px solid black; margin-bottom: 5px;"></div> <div style="border-bottom: 1px solid black; margin-bottom: 5px;"></div> <div style="border-bottom: 1px solid black; margin-bottom: 5px;"></div>	Candidate Signature..... Assessor Signature
---	---

Title of Qualification: National Vocational Certificate level 3, In Generator Mechanic	CS Code: 0000000000	Level: 3	Version: 1 (2019)
Competency Standard Title: Perform peeling of Pine Nuts for Kernel	Assessment Date (DD/MM/YY): --/--/--		

WRITTEN ASSESSMENT

Question	Candidate's answer
1 Describe the tools used for roasting Pine nuts kernel?	
2 Describe different methods of roasting Pine nuts kernel?	

Question	Candidate's answer
<p>3 Describe the importance of soaking for Pine nuts kernel process?</p>	
<p>4 Describe the importance of membrane removing process in roasting of Pine nuts kernels?</p>	
<p>5 Describe the techniques for reducing the moisture of peeled kernels?</p>	
<p>6 Describe the grading procedure of Pine nuts kernel?</p>	

Instructions for Candidate (to be given by the Assessor before Assessment)

Title of Qualification: National Vocational Certificate level 3, In Pine Nuts Processor	CS Code:	Level: 3	Version: 2 (2020)
Competency Standard Title: Perform Handling and Storage	Assessment Date (DD/MM/YY):		

Candidate Details	Name..... Registration/Roll Number.....
Guidance for Candidate	<p>To meet this standard, you are required to complete the following tasks within 40 min timeframe:</p> <ol style="list-style-type: none"> Sort Pine nuts as per grading Pack Pine nuts as per requirements. Develop record of quantity of Pine nuts Transport Pine nuts to the desired destination. <p>And complete:</p> <ol style="list-style-type: none"> Knowledge assessment test (Written or Oral) Portfolios at the time of assessment (if any)
Minimum Evidence Required	<p>During a practical assessment, under observation by an assessor, you will complete:</p> <ul style="list-style-type: none"> Sort Pine nuts according to grading Performance Criteria 1. Sort Pine nuts according to size (A, B and C category). Performance Criteria 2. Sort Pine nuts according to color (White, Brown and Black). Performance Criteria 3. Remove infected Pine nuts from the lot. Pack Pine nuts as per requirements. Performance Criteria 1. Select packing material according to instructions. Performance Criteria 2. Measure the required weight of Pine nuts. Performance Criteria 3. Fill the Pine nuts in the packing material. Develop record of quantity of Pine nuts Performance Criteria 1. Develop the Stock Record Register sheet. Performance Criteria 2. Count the number of packs according to the weight category. Performance Criteria 3. Develop the record of the available stock.

• **Transport Pine nuts to the desired destination.**

- | | |
|-------------------------|--|
| Performance Criteria 1. | Select suitable transportation means. |
| Performance Criteria 2. | Ensure safe Loading of Pine nuts. |
| Performance Criteria 3. | Dispatch Pine nuts to the desired market |

Ensure Safe Storage

- | | |
|-------------------------|---|
| Performance Criteria 1. | Ensure the storage place is clean. |
| Performance Criteria 2. | Ensure the storage place is safe. |
| Performance Criteria 3. | Ensure the required temperature and humidity level for storage. |
| Performance Criteria 4. | Ensure the store is locked securely. |

Portfolios required at the time of assessment (if any)

- Sort Pine nuts as per grading
- Pack Pine nuts as per requirements.
- Develop record of quantity of Pine nuts
- Transport Pine nuts to the desired destination.
- Ensure safe storage

Portfolios required at the time of assessment (if any) for

Performance criteria for the evaluation of portfolio:
Submit log book or activity record (practical journal, project, pictures etc.) completed during the training.

Assessors Judgment Guide (to be completed by the Assessor and signed both by the assessor and the candidate after the assessment)

00000000 Perform Handling and Storage

Candidate Details	Name: Registration/Roll Number: Candidate Signature:
Assessment Outcome	COMPETENT <input type="checkbox"/> NOT YET COMPETENT <input type="checkbox"/> Name of the Assessor:..... Assessor's code:..... Signature of the Assessor:.....

Assessment Summary (to be filled by the assessor)							
Activity	Method					Result	
Nature of Activity	Written	Oral	Observation	Portfolio	Role Play	Competent	Not Yet Competent
Practical Skill Demonstration							
Knowledge Assessment							
Other Requirement							

Assessment Task 1	Sort Pine nuts according to grading			
During the practical assessment, candidate demonstrated the following:		Yes	No	Remarks
1.	Performance Criteria 1. Sorted Pine nuts according to size (A, B and C category).			
2.	Performance Criteria 2. Sorted Pine nuts according to color (White, Brown and Black).			
3	Performance Criteria 3. Removed infected Pine nuts from the lot.			
Competent <input type="checkbox"/>		Not Yet Competent <input type="checkbox"/>		

Assessment Task 2	Pack Pine nuts as per requirements.			
During the practical assessment, candidate demonstrated the following:		Yes	No	Remarks
1	Performance Criteria 1. Selected packing material according to instructions.			
2	Performance Criteria 2. Measured the required weight of Pine nuts.			
3	Performance Criteria 3. Filled the Pine nuts in the packing material.			
Competent <input type="checkbox"/>		Not Yet Competent <input type="checkbox"/>		

Assessment Task 3		Develop record of quantity of Pine nuts		
During the practical assessment, candidate demonstrated the following:		Yes	No	Remarks
1	Performance Criteria 1. Developed the Stock Record Register sheet.			
2	Performance Criteria 2. Counted the number of packs according to the weight category.			
3	Performance Criteria 3. Developed the record of the available stock.			
Competent <input type="checkbox"/>		Not Yet Competent		

Assessment Task 4		Transport Pine nuts to the desired destination.		
During the practical assessment, candidate demonstrated the following:		Yes	No	Remarks
1	Performance Criteria 1. Selected suitable transportation means.			
2	Performance Criteria 2. Ensure safe Loading of Pine nuts.			
3	Performance Criteria 3. Dispatched Pine nuts to the desired market			
Competent <input type="checkbox"/>		Not Yet Competent <input type="checkbox"/>		

Assessment Task 5		Ensure safe storage		
During the practical assessment, candidate demonstrated the following:		Yes	No	Remarks
1	Performance Criteria 1. Ensured the storage place is clean.			
2	Performance Criteria 2. Ensured the storage place is safe.			
3	Performance Criteria 3. Ensure the required temperature and humidity level for storage.			
4	Performance Criteria 4. Ensured the store is locked securely.			
Competent <input type="checkbox"/>		Not Yet Competent <input type="checkbox"/>		

Portfolio (if any)		Description of portfolio			
Current <input type="checkbox"/>		Sufficient <input type="checkbox"/>	Authentic <input type="checkbox"/>	Valid <input type="checkbox"/>	Reliable <input type="checkbox"/>
Portfolio meet the following performance standards:		Yes	No	Remarks	
1	Performance criteria for the evaluation of portfolio: Submit log book or activity record (practical journal, project, pictures etc.) completed during the training.				
Competent <input type="checkbox"/>		Not Yet Competent <input type="checkbox"/>			

Knowledge Assessment

Title of Qualification: National Vocational Certificate level 3, In Pine Nuts Processor	CS Code: 00000000	Level: 3	Version: 2 (2020)
Competency Standard Title: Perform Handling and Storage	Assessment Date (DD/MM/YY): --/--/--		

Guidance for Candidate	To complete your assessment for this Competency Standard, you need to answer the questions on the following pages successfully.
------------------------------	--

Assessors Guide (to be completed by the Assessor and signed both by the assessor and the candidate after the assessment)

Candidate Details	Name: Registration/Roll Number: Candidate Signature:
Written Assessment Outcome	<div style="display: flex; justify-content: space-around;"> COMPETENT <input type="checkbox"/> NOT YET COMPETENT <input type="checkbox"/> </div> Assessor Name: Assessor's code: Assessor Signature:

Feedback to the candidate on assessment.

<div style="border-bottom: 1px solid black; margin-bottom: 5px;"></div> <div style="border-bottom: 1px solid black; margin-bottom: 5px;"></div> <div style="border-bottom: 1px solid black; margin-bottom: 5px;"></div> <div style="border-bottom: 1px solid black; margin-bottom: 5px;"></div> <div style="border-bottom: 1px solid black; margin-bottom: 5px;"></div>	Candidate Signature..... Assessor Signature
---	---

Title of Qualification: National Vocational Certificate level 3, In Pine Nuts Processor	CS Code: 0000000000	Level: 3	Version: 1 (2019)
Competency Standard Title: Perform Handling and Storage	Assessment Date (DD/MM/YY): --/--/--		


WRITTEN ASSESSMENT


Question	Candidate's answer
1 Describe grading of Pine nuts?	
2 Explain the moisture testing technique before packing?	


Question	Candidate's answer
3 Describe importance of packaging material?	
4 Explain the packing procedure of Pine nuts?	
5 Describe the safe loading techniques of Pine nuts ?	
6 Explain steps for safe storage of Pine nuts?	


National Vocational and Technical Training Commission (NAV TTC)

 Plot 38, Kirthar Road, Sector H-9/4, Islamabad, Pakistan

 +92 51 9044 322

 +92 51 9044 322

 info@navttc.org

 www.navttc.org